

SIMPLEMESH SLIM



81-08

EN 1335 B
(su richiesta)

D.LGS. 81
del 2008




THE PHOTO MAY INCLUDE OPTIONAL

DESCRIPTION

The Slim office chair stands out for its more compact dimensions, making it ideal for work environments where space is a crucial factor. The fixed backrest, upholstered in black mesh, is paired with an adjustable height padded lumbar support, ensuring superior ergonomics and comfort throughout the entire workday. Designed to offer maximum strength and durability, the structure features a steel blade that ensures robustness even in more intensive use, meeting the demands of the most demanding professional environments. As standard, it is equipped with a 3-block synchronized mechanism and seat depth adjustment (slider) for optimal comfort customization. Essential and functional, the Slim chair combines practicality and advanced performance, making it the perfect choice for modern and dynamic offices that require reliability and simplicity in a compact design.

PLASTIC FRAME



Black

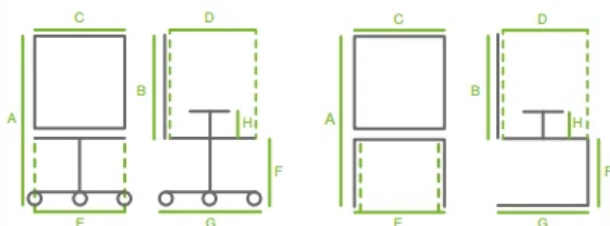
WEIGHT AND WARRANTY

110
KG

3
YEARS

Considering the maximum weight recommended by ITALIAN SEDIOLITI. For warranty conditions, please refer to the general sales conditions at the beginning of the list.

DIMENSIONS

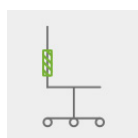


	A	B	C	D	E	F	G	H
SLM RT SY3T	96/108	55	45	43	47	42/54	67	



BACKREST

Fixed and ergonomic on a steel blade, upholstered with mesh



LUMBAR SUPPORT

Padded and height-adjustable lumbar support



SEAT (400)

Loaded polypropylene covered with high-density expanded resin (40kg/m³), 40mm thickness. Removable padding for easy replacement



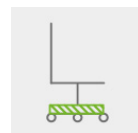
MECHANISM (SY3T)

Syncro mechanism with 3 locks, user weight-based adjustment, and anti-return device. Seat slider for depth adjustment



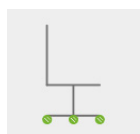
GAS

Class 4 gaslift



BASE

Nylon fiberglass-reinforced base with a removable metal safety ring, diameter 670mm



WHEELS

Self-braking W-type wheels for all floors



Schienale RETE nera Sedile Cat. 1		
Schienale RETE nera Sedile Cat. 2		
Schienale RETE nera Sedile Cat. 3		
Schienale RETE nera Sedile Cat. 4		

OPTIONAL

ARMRESTS



BR GOLF
Fixed nylon armrests



BR PAT
Fixed nylon armrests



BR 1D CE
Adjustable armrests in 1 dimension. PP pad

ARMRESTS



BR 2D CE PU
Adjustable armrests in 2 dimensions. PU pad

BASES



BA LX CR
Chrome-plated steel base, 700mm diameter



BA LX NR
Black painted steel base, 700mm diameter

HEADREST



APG SLM
Fixed headrest, upholstered

UPHOLSTERIES



IMB SED 400
Replacement padding for seat 400

Cat. 1
Cat. 2
Cat. 3
Cat. 4

VARIOUS



SED 400 PU

CERTIFICATIONS

KIT EN 1335

For the EN1335B certified version, please contact one of our sales representatives

